

## Research Article

# Parameters Identification and Synchronization of Chaotic Delayed Systems Containing Uncertainties and Time-Varying Delay

Zhongkui Sun<sup>1,2</sup> and Xiaoli Yang<sup>3</sup>

<sup>1</sup> Department of Applied Mathematics, Northwestern Polytechnical University, Xi'an 710072, China

<sup>2</sup> Department of Physics, University of Potsdam, Postfach 601553, 14415 Potsdam, Germany

<sup>3</sup> College of Mathematics and Information Science, Shaan'xi Normal University, Xi'an 710062, China

Correspondence should be addressed to Zhongkui Sun, sunzk2008@gmail.com

Received 30 December 2009; Revised 5 March 2010; Accepted 24 March 2010

Academic Editor: Jerzy Warminski

Copyright © 2010 Z. Sun and X. Yang. This is an open access article distributed under the Creative Commons Attribution License, which permits unrestricted use, distribution, and reproduction in any medium, provided the original work is properly cited.

Time delays are ubiquitous in real world and are often sources of complex behaviors of dynamical systems. This paper addresses the problem of parameters identification and synchronization of uncertain chaotic delayed systems subject to time-varying delay. Firstly, a novel and systematic adaptive scheme of synchronization is proposed for delayed dynamical systems containing uncertainties based on Razumikhin condition and extended invariance principle for functional differential equations. Then, the proposed adaptive scheme is used to estimate the unknown parameters of nonlinear delayed systems from time series, and a sufficient condition is given by virtue of this scheme. The delayed system under consideration is a very generic one that includes almost all well-known delayed systems (neural network, complex networks, etc.). Two classical examples are used to demonstrate the effectiveness of the proposed adaptive scheme.

## 1. Introduction

In recent years, delayed dynamical systems (so called, DDEs) have attracted lots of attention in the field of nonlinear dynamics, and the dynamical properties of DDEs have been extensively investigated. Strictly speaking, time delays are ubiquitous in real world due to the finite switching speed of amplifiers, finite signal propagation time in biological networks, finite chemical reaction times, memory effects, and so forth. Therefore, DDEs are used to model dynamical systems broadly in scientific and engineering areas, for instance, in population dynamics, biology, economy, neural networks, complex networks, and so on. It has been found that the presence of time delay(s) is often a source of complicated

behaviors, for example, limit-cycle, loss of stability, bifurcation, and chaos [1–7]. Especially, one-dimensional delayed dynamical systems can generate high-dimensional chaos [8, 9]. Motivated by the study of chaotic phenomena, an increasing interest has been devoted to the study of chaos synchronization in delayed dynamical systems, for example, anticipating synchronization [10–15], generalized synchronization [16], phase synchronization [17], and complete synchronization [18–21]. Many applications of chaos synchronization in delayed dynamical systems have been found in many different areas including in secure communication, information science, optic systems, neural networks, and so forth. However, in most of the previous works, the considered systems are often specific, also the controllers are sometimes of limitation or too complicated to implement in nature; particularly, the controllers cannot be applied to delayed dynamical systems with time-varying time delay.

Very recently, many research of chaos synchronization has been devoted to neural networks or complex networks with time delay(s) and some theoretical and numerical results are obtained [22–27]. In [22], the authors considered the synchronization of two kinds of dynamical complex networks utilizing special matrix measure with constant linear coupling delays in the nodes of the whole networks. In [23], mathematical analysis is presented on the synchronization phenomena of linearly coupled systems described by ordinary differential equations with a single linear coupling delay. Reference [24] presented several delay-dependent conditions for continuous- and discrete-time complex dynamical network model with a single linear coupling delay using linear matrix inequalities. In [25], a strategy for synchronization of complex dynamical networks with a single linear coupling time-delay is proposed based on linear state feedback controllers. In [26], the authors studied the synchronization of neural networks subject to time-varying delays and sector nonlinearity based on the drive-response concept, where a complicated controller was designed to achieve synchronization. Cao et al. considered the synchronization of coupled identical neural networks with time-varying delay using a simple adaptive feedback scheme based on the invariant principle of functional differential equations, and a good result was obtained in [27]. But, to design the adaptive scheme, a strict constraint is added to the time-varying delay, and the state equation under consideration must be of specific form. However, there have been no previous reports of adaptive chaos synchronization of delayed dynamical systems with uncertain parameters and nonlinear time-varying delay.

An interesting application of chaos synchronization is to estimate parameters of a chaotic system from time series when partial information about the system is available [28–31]. In contrast to the large number of research papers on the parameter identification of chaotic systems without delay, only limited attention has been given to the parameter identification of delayed dynamical systems [32–38]. Among these works, most of them are limited to linear delayed system with constant delay. Actually, how to identify the unknown parameters from time series is still an open problem.

Motivated by the above discussion, in the present paper, we study parameters identification and synchronization of uncertain chaotic delayed systems with time-varying delay based on the famous Razumikhin condition and invariance principle of functional differential equations in the framework of Krasovskii-Lyapunov theory [39]. The system under consideration is a very general one that includes almost all well-known delayed systems, for example, Ikeda system [40], Mackey-Glass system [1], delayed Duffing system [7], Hopfield neural network [27], BAM neural network [41], cellular neural network [42], complex networks [22–24], and so on. The adaptive feedback controller utilized here is very simple, which is constructed by combination of adaptive scheme and linear feedback with the updated feedback strength.

This paper is organized as follows: problem statement and some preliminaries knowledge, including one lemma and two assumptions, are given in Section 2. Our main theoretical result is described in Section 3. In Section 4, two numerical examples, the delayed Rössler model [43] and delayed Hopfield neural network system [27], are employed to illustrate the effectiveness of the proposed adaptive scheme. Finally, conclusions and remarks are drawn in Section 5.

## 2. Problem Statement and Preliminaries

In this paper, we consider the general continuous-time delayed dynamical system with time-varying delay described by the following delayed differential equation:

$$\dot{x}(t) = Ax(t) + Bx(t - \tau) + Cf(x(t)) + Dg(x(t - \tau)), \quad (2.1)$$

where  $x(t) = (x_1(t), x_2(t), \dots, x_n(t))^T \in R^n$  is the state vector,  $A = (a_{ij})_{n \times n}$  and  $B = (b_{ij})_{n \times n}$  are unknown constant matrices representing the linear parts of the system,  $C = (c_{ij})_{n \times n}$  and  $D = (d_{ij})_{n \times n}$  are unknown constant matrices representing the nonlinear parts of the system,  $\tau = \tau(t) \geq 0$  is the time-varying delay,  $f(x(t)) = [f_1(x(t)), f_2(x(t)), \dots, f_n(x(t))]^T$  denotes the nonlinear function without delay, and  $g(x(t)) = [g_1(x(t - \tau)), g_2(x(t - \tau)), \dots, g_n(x(t - \tau))]^T$  denotes the nonlinear function with delay. Without loss of generality, we assume that the structure of the nonlinear dynamical system (2.1) is known and, furthermore, time series for all variables are available as the output of system (2.1). Let  $\Omega \in R^n$  be a chaotic bounded set.

For the nonlinear vector functions  $f(x)$  and  $g(x)$  and time-varying delay  $\tau(t)$ , we have the following two assumptions.

*Assumption 2.1.* For any  $x = (x_1, x_2, \dots, x_n)^T$  and  $y = (y_1, y_2, \dots, y_n)^T \in \Omega$ , there exist constants  $l_i^1 > 0$  and  $l_i^2 > 0$  ( $n = 1, 2, \dots, n$ ) such that

$$\begin{aligned} |f_i(x) - f_i(y)| &\leq \sqrt{l_i^1} \max_{1 \leq j \leq n} \{|x_j - y_j|\}, \quad i = 1, 2, \dots, n, \\ |g_i(x) - g_i(y)| &\leq \sqrt{l_i^2} \max_{1 \leq j \leq n} \{|x_j - y_j|\}, \quad i = 1, 2, \dots, n. \end{aligned} \quad (2.2)$$

The above condition is the so-called uniform Lipschitz condition;  $l_i^1 > 0$  and  $l_i^2 > 0$  ( $n = 1, 2, \dots, n$ ) refer to the uniform Lipschitz constants.

*Assumption 2.2.*  $\tau = \tau(t) \geq 0$  is the smooth function of time  $t$ , and its derivative is bounded, that is, there exists some positive number  $M > 0$  such that  $|\dot{\tau}(t)| \leq M$ .

Clearly, this assumption is certainly ensured if the delay  $\tau(t)$  is constant.

*Remark 2.3.* Assumption 2.1 is a very loose constraint added to nonlinear vector functions  $f(x)$  and  $g(x)$ . One can easily check that a wide variety of delayed dynamical systems satisfy the above condition; particularly, condition (2.2) will hold as long as the partial differential  $\partial f_i / \partial x_j$  and  $\partial g_i / \partial x_j$  ( $i, j = 1, 2, \dots, n$ ) are bounded in  $\Omega \in R^n$ . Therefore, the class of systems in the form of (2.1) includes almost all well-known delayed systems, for example, Ikeda system [40], Mackey and Glass system [1], delayed Duffing system [7], Hopfield neural

network [27], BAM neural network [41], cellular neural network [42], complex networks [22–24], and so forth.

*Remark 2.4.* Assumption 2.2 is a limitation of time-varying delay  $\tau(t)$ . Comparing to that of time-varying delay  $\tau(t)$  in [27], this limitation is very loose.

We refer to system (2.1) as the drive system. An auxiliary system of variables  $y(t) = (y_1(t), y_2(t), \dots, y_n(t))^T \in R^n$  is introduced as the response system, whose evolution equations have identical form to system (2.1)

$$\dot{y}(t) = \bar{A}(t)y(t) + \bar{B}(t)y(t - \tau) + \bar{C}(t)f(y(t)) + \bar{D}(t)g(y(t - \tau)) + u(t), \quad (2.3)$$

where  $\bar{A} = (\bar{a}_{ij})_{n \times n}$ ,  $\bar{B} = (\bar{b}_{ij})_{n \times n}$ ,  $\bar{C} = (\bar{c}_{ij})_{n \times n}$ , and  $\bar{D} = (\bar{d}_{ij})_{n \times n}$  are the estimates of the unknown parameters matrices  $A = (a_{ij})_{n \times n}$ ,  $B = (b_{ij})_{n \times n}$ ,  $C = (c_{ij})_{n \times n}$ , and  $D = (d_{ij})_{n \times n}$  respectively;  $u(t)$  is a simple adaptive-feedback controller,  $u(t) = K(y(t) - x(t))$  with  $K$  updated adaptively according to some updated law.

Defining the synchronization error as  $e(t) = y(t) - x(t)$  and subtracting (2.1) from (2.3) yield the error system as follows:

$$\begin{aligned} \dot{e}(t) = & \bar{A}(t)y(t) + \bar{B}(t)y(t - \tau) + \bar{C}(t)f(y(t)) + \bar{D}(t)g(y(t - \tau)) + Ke(t) \\ & - Ay(t) - By(t - \tau) - Cf(y(t)) - Dg(y(t - \tau)). \end{aligned} \quad (2.4)$$

Therefore, the task of this paper is to design a suitable adaptive scheme

$$\begin{aligned} \dot{\bar{A}} &= \bar{A}(x, y, \bar{A}, \bar{B}, \bar{C}, \bar{D}, t), & \dot{\bar{B}} &= \bar{B}(x, y, \bar{A}, \bar{B}, \bar{C}, \bar{D}, t), \\ \dot{\bar{C}} &= \bar{C}(x, y, \bar{A}, \bar{B}, \bar{C}, \bar{D}, t), & \dot{\bar{D}} &= \bar{D}(x, y, \bar{A}, \bar{B}, \bar{C}, \bar{D}, t), \\ \dot{K} &= \bar{K}(x, y, \bar{A}, \bar{B}, \bar{C}, \bar{D}, t), \end{aligned} \quad (2.5)$$

such that  $y(t)$  can track  $x(t)$ , that is,  $\|e(t)\| \rightarrow 0$  as  $t \rightarrow \infty$ .

Furthermore, we introduce a lemma [44], which is needed in the proof of the main results.

**Lemma 2.5.** *For any vectors  $x_1, x_2 \in R^n$  and any positive definite matrix  $Q \in R_{n \times n}$ , the following inequality holds:*

$$2x_1^T x_2 \leq x_1^T Q x_1 + x_2^T Q^{-1} x_2. \quad (2.6)$$

### 3. Adaptive Synchronization Scheme

In this section, we investigate the adaptive synchronization between the drive system (2.1) and the response system (2.3) in the framework of Krasovskii-Lyapunov theory [39]. The main result is described in the following theorem.

**Theorem 3.1.** *Under Assumption 2.1 and Assumption 2.2, system (2.3) can synchronize with system (2.1) if one designs  $\bar{A}$ ,  $\bar{B}$ ,  $\bar{C}$ , and  $\bar{D}$  as*

$$\begin{aligned}\dot{\bar{a}}_{ij}(t) &= -\alpha_{ij}e_i(t)y_j(t), \\ \dot{\bar{b}}_{ij}(t) &= -\beta_{ij}e_i(t)y_j(t - \tau(t)), \\ \dot{\bar{c}}_{ij}(t) &= -p_{ij}e_i(t)f_j(y(t)), \\ \dot{\bar{d}}_{ij}(t) &= -q_{ij}e_i(t)g_j(y(t - \tau(t))),\end{aligned}\tag{3.1}$$

with the coupling strength  $K = \text{diag}(k_1, k_2, \dots, k_n)^T$  updated by

$$\dot{k}_i = -\gamma_i e_i^2,\tag{3.2}$$

where  $\alpha_{ij}$ ,  $\beta_{ij}$ ,  $p_{ij}$ ,  $q_{ij}$ , and  $\gamma_i$  ( $i, j = 1, 2, \dots, n$ ) are arbitrary positive constants.

*Proof.* Construct a Lyapunov function of the form

$$\begin{aligned}V(e(t)) &= \frac{1}{2}e^T(t)e(t) + \frac{1}{2}\int_{t-\tau(t)}^t e^T(s)e(s)ds + \frac{1}{2}\int_{t-\tau(t)}^t G^T(e(s))G(e(s))ds \\ &+ \frac{1}{2}\sum_{i=1}^n \frac{1}{\gamma_i}(k_i + l)^2 + \frac{1}{2}\sum_{i=1}^n \sum_{j=1}^n \frac{1}{\alpha_{ij}}(\bar{a}_{ij} - a_{ij})^2 + \frac{1}{2}\sum_{i=1}^n \sum_{j=1}^n \frac{1}{\beta_{ij}}(\bar{b}_{ij} - b_{ij})^2 \\ &+ \frac{1}{2}\sum_{i=1}^n \sum_{j=1}^n \frac{1}{p_{ij}}(\bar{c}_{ij} - c_{ij})^2 + \frac{1}{2}\sum_{i=1}^n \sum_{j=1}^n \frac{1}{q_{ij}}(\bar{d}_{ij} - d_{ij})^2,\end{aligned}\tag{3.3}$$

where  $G(e) = g(y) - g(x) = g(e + x) - g(x)$ .

By differentiating the function  $V$  with respect to time along the trajectory of (2.4), one can obtain

$$\begin{aligned}
\dot{V}(e(t)) &= e^T(t)\dot{e}(t) + \frac{1}{2}e^T(t)e(t) - \frac{1}{2}(1 - \dot{\tau}(t))e^T(t - \tau(t))e(t - \tau(t)) \\
&\quad + \frac{1}{2}G^T(e(t))G(e(t)) - \frac{1}{2}(1 - \dot{\tau}(t))G^T(e(t - \tau(t)))G(e(t - \tau(t))) \\
&\quad - \sum_{i=1}^n \sum_{j=1}^n (\bar{a}_{ij} - a_{ij})e_i(t)y_j(t) - \sum_{i=1}^n \sum_{j=1}^n (\bar{b}_{ij} - b_{ij})e_i(t)y_j(t - \tau(t)) \\
&\quad - \sum_{i=1}^n \sum_{j=1}^n (\bar{c}_{ij} - c_{ij})e_i(t)f_j(y(t)) - \sum_{i=1}^n \sum_{j=1}^n (\bar{d}_{ij} - d_{ij})e_i(t)g_j(y(t - \tau)) \\
&\quad - \sum_{i=1}^n (k_i + l)e_i^2 \\
&= e^T(t)\bar{A}(t)y(t) + e^T(t)\bar{B}(t)y(t - \tau(t)) + e^T(t)\bar{C}(t)f(y(t)) \\
&\quad + e^T(t)\bar{D}(t)g(y(t - \tau(t))) - e^T(t)Ax(t) + e^T(t)Bx(t - \tau(t)) \\
&\quad + e^T(t)Cf(x(t)) + e^T(t)Dg(x(t - \tau(t))) + e^T(t)u(t) - e^T(t)\bar{A}(t)y(t) \quad (3.4) \\
&\quad + e^T(t)Ay(t) - e^T(t)\bar{B}(t)y(t - \tau(t)) + e^T(t)By(t - \tau(t)) \\
&\quad - e^T(t)\bar{C}(t)f(y(t)) + e^T(t)Cf(y(t)) - e^T(t)\bar{D}(t)g(y(t - \tau(t))) \\
&\quad + e^T(t)Dg(y(t - \tau(t))) - e^T(t)Ke(t) - e^T(t)Le(t) + \frac{1}{2}e^T(t)e(t) \\
&\quad - \frac{1}{2}(1 - \dot{\tau}(t))e^T(t - \tau(t))e(t - \tau(t)) + \frac{1}{2}G^T(e(t))G(e(t)) \\
&\quad - \frac{1}{2}(1 - \dot{\tau}(t))G^T(e(t - \tau(t)))G(e(t - \tau(t))) \\
&= e^T(t)Ae(t) + e^T(t)Be(t - \tau(t)) + e^T(t)CF(e) + e(t)DG(e(t - \tau(t))) \\
&\quad - e^T(t)Le(t) + \frac{1}{2}e^T(t)e(t) - \frac{1}{2}(1 - \dot{\tau}(t))e^T(t - \tau(t))e(t - \tau(t)) \\
&\quad + \frac{1}{2}G^T(e(t))G(e(t)) - \frac{1}{2}(1 - \dot{\tau}(t))G^T(e(t - \tau(t)))G(e(t - \tau(t))),
\end{aligned}$$

where  $F(e) = f(y) - f(x) = f(e + x) - f(x)$ .

Recalling Assumption 2.1, we have the following two inequalities:

$$\begin{aligned}
F^T(e(t))F(e(t)) &= \sum_{i=1}^n (f_i(y(t)) - f_i(y(t)))^2 \leq nh_1 e^T(t)e(t), \\
G^T(e(t))G(e(t)) &= \sum_{i=1}^n (g_i(x(t)) - g_i(y(t)))^2 \leq nh_2 e^T(t)e(t),
\end{aligned} \quad (3.5)$$

here  $h_1 = \max\{l_1^1, l_2^1, \dots, l_n^1\}$  and  $h_2 = \max\{l_1^2, l_2^2, \dots, l_n^2\}$ . Substituting inequalities (3.5) into the right side of the above equality and applying Lemma 2.5, one can obtain

$$\begin{aligned} \dot{V}(e(t)) \leq e^T(t) & \left[ A + \frac{1}{2}BB^T + \frac{1}{2}CC^T + \frac{1}{2}DD^T + \left( \frac{h_1 + h_2 + 1}{2} - L \right) I \right] e(t) \\ & + \frac{M}{2} e^T(t - \tau(t)) e(t - \tau(t)) + \frac{Mh_2}{2} e^T(t - \tau(t)) e(t - \tau(t)). \end{aligned} \quad (3.6)$$

Applying the classical Razumikhin condition to inequality (3.6) and choosing

$$L = \lambda_{\max} \left[ A + \frac{1}{2}BB^T + \frac{1}{2}CC^T + \frac{1}{2}DD^T \right] + \frac{h_1 + (M+1)h_2 + m + 1}{2} + 1, \quad (3.7)$$

one can obtain

$$\dot{V}(e(t)) \leq -e^T(t)e(t). \quad (3.8)$$

Clearly,  $\dot{V}(e(t)) = 0$  if and only if  $e(t) = 0$ . Therefore,  $E = \{e = 0, \bar{A} = A_0, \bar{B} = B_0, \bar{C} = C_0, \bar{D} = D_0, K = K_0 \in R^n\}$  is the largest invariant set containing in  $\{(e(t), \bar{A}, \bar{B}, \bar{C}, \bar{D}, K) \mid \dot{V} = 0\}$ . According to the well-known invariant principle of functional differential equations [39], the trajectory of the argument system converges asymptotically to the largest invariant set  $E$  starting from any initial value as time tends to infinity, where the converged parameters  $A_0, B_0, C_0, D_0$ , and  $K_0$  depends on initial values. This completes the proof.  $\square$

*Remark 3.2.* Note that this theorem only guarantees that  $e(t) \rightarrow 0$ , that is,  $y(t) \rightarrow x(t)$ , and  $\dot{\bar{a}}_{ij} \rightarrow 0, \dot{\bar{b}}_{ij} \rightarrow 0, \dot{\bar{c}}_{ij} \rightarrow 0, \dot{\bar{d}}_{ij} \rightarrow 0$  as  $t \rightarrow \infty$ ; therefore, it is not necessary that  $A_0 = A, B_0 = B, C_0 = C$  and  $D_0 = D$  since it is possible that  $Ax(t) + Bx(t - \tau(t)) + Cf(x(t)) + Dg(x(t - \tau)) = A_0x(t) + B_0x(t - \tau(t)) + C_0f(x(t)) + D_0g(x(t - \tau))$  when  $A_0 \neq A, B_0 \neq B, C_0 \neq C$ , and  $D_0 \neq D$ . Another possible reason is that several sets of parameters  $A, B, C, D$  generate the same trajectory in response system (2.3), and  $\bar{A}, \bar{B}, \bar{C}, \bar{D}$  converge to only one such set. Both of the above two reasons will make  $A_0, B_0, C_0, D_0$  in the largest invariant set  $E$  not unique in general except for some special delayed systems.

Therefore, we have the following corollary.

**Corollary 3.3.** *The unknown parameters  $A, B, C, D$  of concerned delayed system are identifiable and  $A_0 = A, B_0 = B, C_0 = C, D_0 = D$  if  $A_0, B_0, C_0, D_0$  unique in the largest invariant set  $E$ .*

*This corollary can be derived directly from Theorem 3.1.*

## 4. Numerical Illustrations

In this section, two chaotic nonlinear systems with time-varying delay, that is, delayed Rössler system [43] and delayed Hopfield neural networks system [27], are employed to demonstrate the effectiveness of the proposed adaptive synchronization scheme.

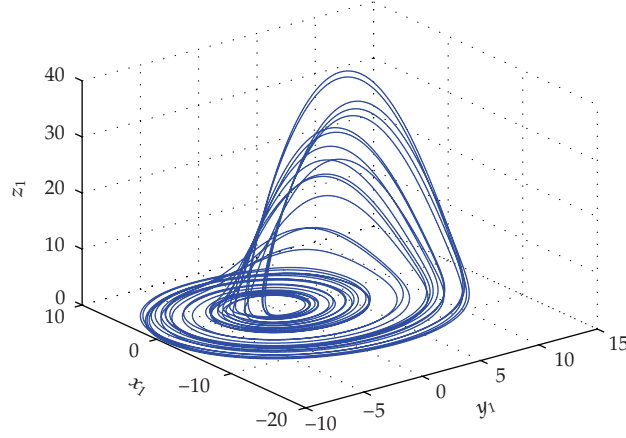


Figure 1: Chaotic attractor of delayed Rössler system for  $A = 1$ ,  $\Omega = 1$ ,  $\tau_0 = 1$ .

#### 4.1. Delayed Rössler System

A delayed Rössler system is studied in [43] whose evolution equation is as follows (when  $\tau_1 = \tau_2$  in [43]):

$$\begin{aligned}\dot{x}_1 &= -y_1 - z_1 + \alpha x_1(t - \tau), \\ \dot{y}_1 &= x_1 + a y_1, \\ \dot{z}_1 &= b + z_1(x_1 - c).\end{aligned}\tag{4.1}$$

When  $\alpha = 0.5$ ,  $a = b = 0.2$ ,  $c = 5.7$ , and  $\tau = \tau_0 + A \sin \Omega t$ , the delayed Rössler system is chaotic; see Figure 1.

Here we refer to system (4.1) with the parameters  $a, b, c$  being unknown as the drive system. The response system can be described as

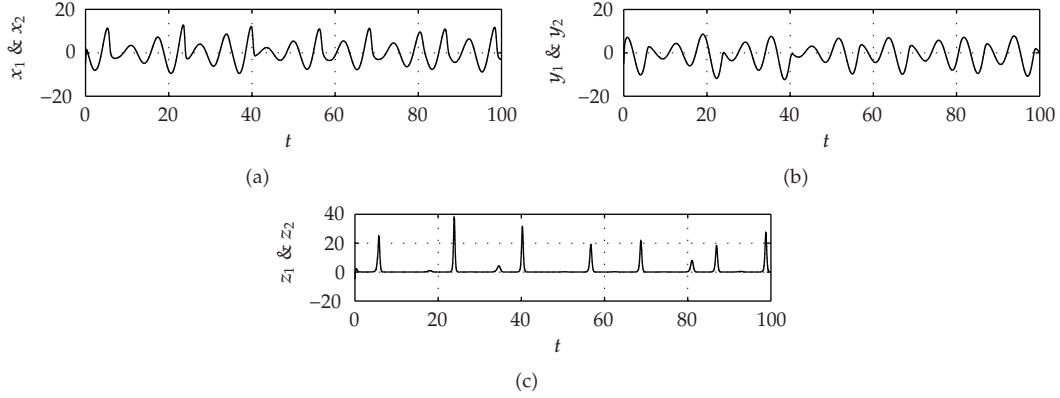
$$\begin{aligned}\dot{x}_2 &= -y_2 - z_2 + \alpha x_2(t - \tau) + u_1(t), \\ \dot{y}_2 &= x_2 + \bar{a} y_2 + u_2(t), \\ \dot{z}_2 &= \bar{b} + z_2(x_2 - \bar{c}) + u_3(t).\end{aligned}\tag{4.2}$$

Clearly Assumption 2.1 and Assumption 2.2 are satisfied.

Defining the error state  $e = [e_1, e_2, e_3]^T = [x_2 - x_1, y_2 - y_1, z_2 - z_1]^T$  and following the procedure proposed in the Section 2, we can design the adaptive scheme as follows:

$$\begin{aligned}u_1(t) &= k_1(x_2 - x_1), \\ u_2(t) &= k_2(y_2 - y_1), \\ u_3(t) &= k_3(z_2 - z_1),\end{aligned}\tag{4.3}$$





**Figure 2:** Numerically simulated time series  $x_1, y_1, z_1$  (dotted line) and  $x_2, y_2, z_2$  (black line).

with the feedback strength  $K = \text{diag}(k_1, k_2, k_3)$  updated by

$$\begin{aligned}
 \dot{k}_1 &= -\gamma_1 e_1^2, \\
 \dot{k}_2 &= -\gamma_2 e_2^2, \\
 \dot{k}_3 &= -\gamma_3 e_3^2, \\
 \dot{\bar{a}}(t) &= -\alpha_{22} e_2 y_2, \\
 \dot{\bar{b}}(t) &= -p_{32} e_3, \\
 \dot{\bar{c}}(t) &= -\alpha_{33} e_3 z_2,
 \end{aligned} \tag{4.4}$$

where  $\gamma_1, \gamma_2, \gamma_3, \alpha_{22}, \alpha_{33}$ , and  $p_{32}$  are arbitrary positive constants.

In the following numerical simulations, we take  $[x_1(t), y_1(t), z_1(t)]^T = [5, 5, 5]^T$ ,  $[x_2(t), y_2(t), z_2(t)]^T = [-5, -5, -5]^T$ ,  $[k_1(t), k_2(t), k_3(t)]^T = [0, 0, 0]^T$ , and  $[\bar{a}(t), \bar{b}(t), \bar{c}(t)]^T = [0, 0, 0]^T$  for  $t \in [-2, 0]$ . The results are shown in Figures 2, 3, 4, 5, and 6.

## 4.2. Hopfield Neural Network Model

This subsection considers a typical delayed Hopfield neural network system [27]

$$\dot{x} = Ax + Bx(t - \tau) + Cf(x) + Dg(x(t - \tau)), \tag{4.5}$$

where  $x = [x_1, x_2]^T$  and  $\tau = e^t / (1 + e^t)$ . When  $A = \begin{pmatrix} -1 & 0 \\ 0 & -1 \end{pmatrix}$ ,  $B = \begin{pmatrix} 0 & 0 \\ 0 & 0 \end{pmatrix}$ ,  $C = \begin{pmatrix} 2.0 & -0.1 \\ -5.0 & 3.2 \end{pmatrix}$ , and  $D = \begin{pmatrix} -1.6 & -0.1 \\ -0.18 & -2.4 \end{pmatrix}$ , the delayed Hopfield neural network system (4.5) is chaotic.

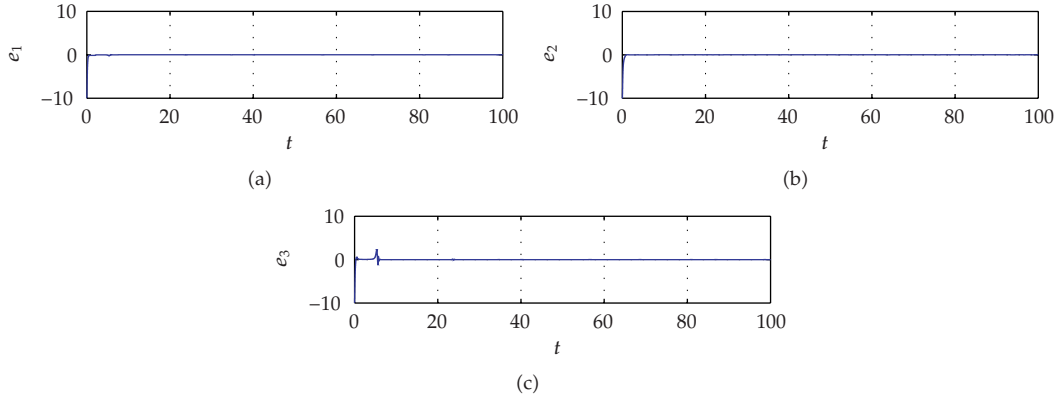


Figure 3: Numerically simulated error  $e(t)$ .

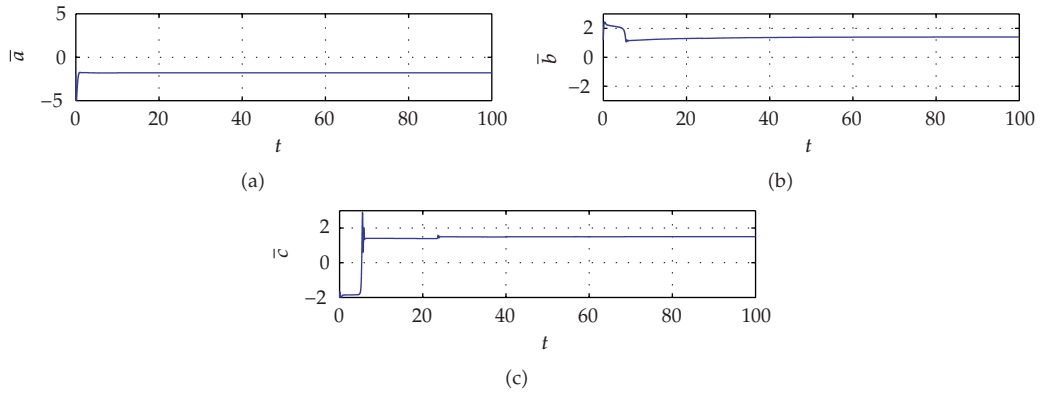


Figure 4: The temporal trajectory of  $\bar{a}(t)$ ,  $\bar{b}(t)$ , and  $\bar{c}(t)$ .

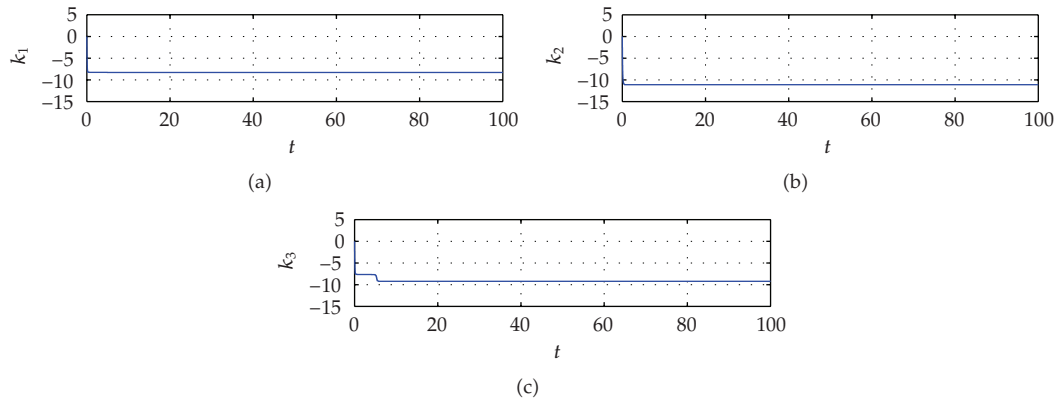
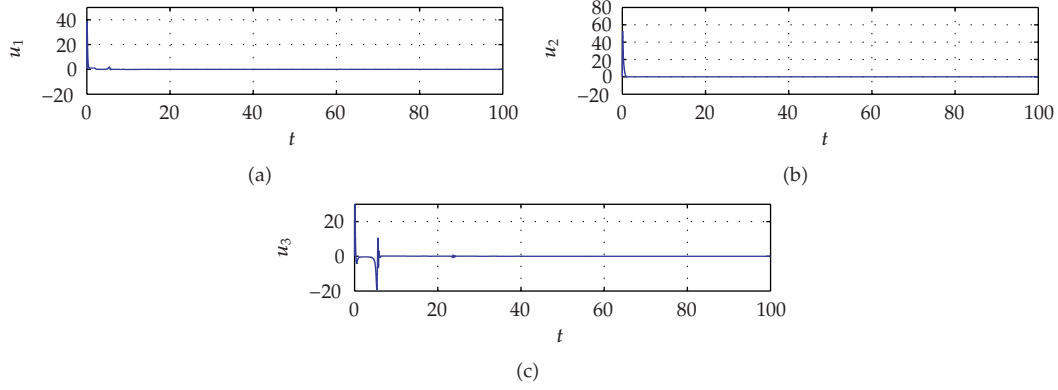


Figure 5: The evolution of feedback strength  $k$ .



**Figure 6:** The evolution of adaptive controller  $u(t)$ .

We refer to system (4.5) with

$$A = \begin{pmatrix} a & 0 \\ 0 & -1 \end{pmatrix}, \quad B = \begin{pmatrix} 0 & 0 \\ 0 & 0 \end{pmatrix}, \quad C = \begin{pmatrix} 2.0 & c \\ -5.0 & 3.2 \end{pmatrix}, \quad D = \begin{pmatrix} -1.6 & -0.1 \\ -0.18 & d \end{pmatrix}, \quad (4.6)$$

as the drive system, where parameters  $a, c, d$  are unknown. The response system has the following form:

$$\dot{y} = \bar{A}y + \bar{B}y(t - \tau) + \bar{C}f(y) + \bar{D}g(y(t - \tau)) + u(t), \quad (4.7)$$

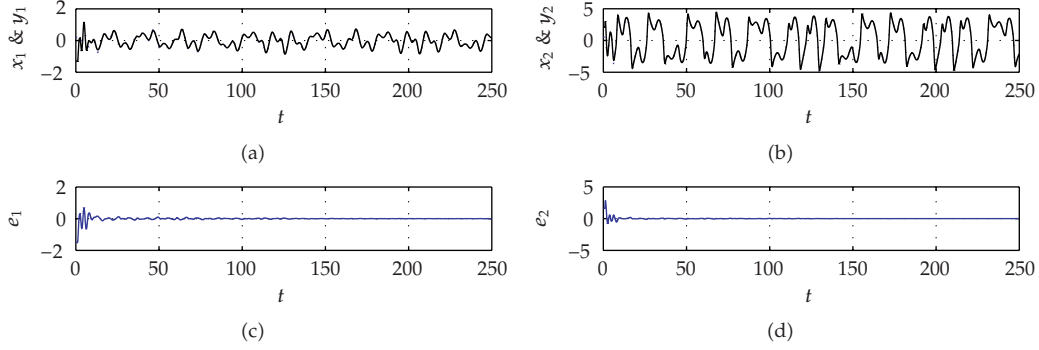
where  $y = [y_1, y_2]^T$ ,  $u = [u_1, u_2]^T$ , and  $A = \begin{pmatrix} \bar{a} & 0 \\ 0 & -1 \end{pmatrix}$ ,  $B = \begin{pmatrix} 0 & 0 \\ 0 & 0 \end{pmatrix}$ ,  $C = \begin{pmatrix} 2.0 & \bar{c} \\ -5.0 & 3.2 \end{pmatrix}$ , and  $D = \begin{pmatrix} -1.6 & -0.1 \\ -0.18 & \bar{d} \end{pmatrix}$ .

It is easy to verify that Assumption 2.1 and Assumption 2.2 are satisfied. Defining  $e = [e_1, e_2]^T = [y_1 - x_1, y_2 - x_1]^T$  and following the procedure proposed in the Section 2, the adaptive scheme can be designed as follows:

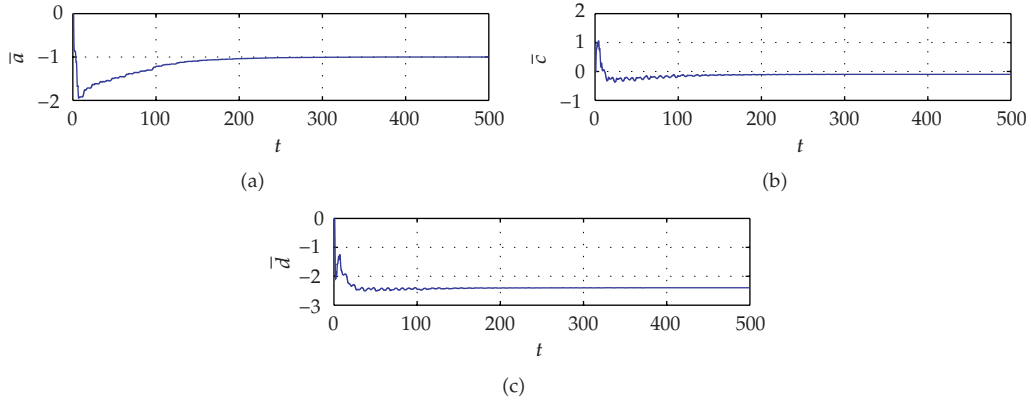
$$\begin{aligned} u_1(t) &= k_1(y_1 - x_1), \\ u_2(t) &= k_2(y_2 - x_2), \end{aligned} \quad (4.8)$$

with

$$\begin{aligned} \dot{k}_1 &= -\gamma_1 e_1^2, \\ \dot{k}_2 &= -\gamma_2 e_2^2, \\ \dot{\bar{a}} &= -\alpha_{11} e_1 y_1, \\ \dot{\bar{c}} &= -p_{12} e_1 \tanh y_2, \\ \dot{\bar{d}} &= -q_{22} e_2 \tanh(y_2(t - \tau)). \end{aligned} \quad (4.9)$$



**Figure 7:** Numerically simulated time series  $x_1, x_2$  (dotted line) and  $y_1, y_2$  (black line) and error  $e = [e_1, e_2]^T$ .



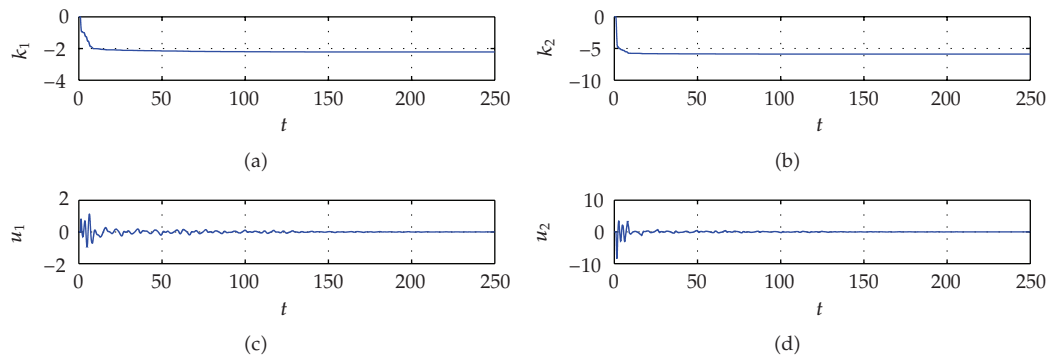
**Figure 8:** The temporal trajectory of  $\bar{a}(t), \bar{c}(t)$ , and  $\bar{d}(t)$ .

The initial values are chosen as  $[x_1(t), x_2(t)]^T = [0.2, 0.5]^T$ ,  $[y_1(t), y_2(t)]^T = [-1.3, 2.1]^T$ ,  $[k_1(t), k_2(t)]^T = [0, 0]^T$  and  $[\bar{a}(t), \bar{c}(t), \bar{d}(t)]^T = [0, 0, 0]^T$ . The results are depicted in Figures 7–9.

By comparing Figures 4 and 8, one can see that in Figure 8 the estimates of the unknown parameters,  $\bar{a}, \bar{c}, \bar{d}$ , converge to the true value of  $a = -1$ ,  $c = -0.1$ , and  $d = -2.4$ ; however, for the delayed Rössler system, the estimates of unknown parameters,  $\bar{a}, \bar{b}, \bar{c}$ , converge to  $a_0 = -1.85$ ,  $b_0 = 1.4559$ , and  $c_0 = 1.3655$  which are not equal to the true value of  $a, b, c$ . It is reasonable because for Hopfield neural network system,  $\bar{a}, \bar{c}, \bar{d}$  in the largest invariant set unique, which is equal to the true value of  $a, c, d$ ; but for delayed Rössler system,  $\bar{a}, \bar{b}, \bar{c}$  in the largest invariant set cannot be proven to be unique, which means what values  $\bar{a}, \bar{b}, \bar{c}$  do converge to depend on the initial value of  $\bar{a}, \bar{b}, \bar{c}$ .

## 5. Concluding Remarks

The present paper dealt with the problem of parameters identification and synchronization of chaotic delayed systems containing uncertainties and time-varying delay. A simple but



**Figure 9:** The evolution of feedback strength  $k$  and adaptive controller  $u(t)$ .

efficient adaptive regime was designed firstly to synchronize the chaotic dynamics between two coupled identical time-varying delayed chaotic systems, which is seriously proved in the framework of Krasovskii-Lyapunov theory [39] based on the famous Razumikhin condition and extended invariance principle for functional differential equations. Then, the proposed technique was utilized to estimate the unknown parameters containing in model. By virtue of the synchronization-based method, the unknown parameters of Rössler system were estimated exactly. But, because of the limitation of invariant principle, that is, it only guarantees the estimates of the unknown parameters to converge to the largest invariant set containing in  $\{\dot{V} = 0\}$ , hence, the synchronization-based adaptive schemes may fail if the largest invariant set containing in  $\{(e(t), \bar{A}, \bar{B}, \bar{C}, \bar{D}, K) \mid \dot{V} = 0\}$  has more than one element. It is worth emphasizing that the largest invariant set depends tightly on the configuration of the system under consideration, which can be calculated by following some classical steps as given in [39] (or other literatures related to invariant principle theorem). The regime proposed here is rigorous and global. The effectiveness of the proposed scheme on synchronization and parameters identification is well demonstrated by the numerical examples.

## Acknowledgments

This work is partially supported by the National Natural Science Foundation of China (Grants no. 10902085 and 10902062), the NSF of Shaanxi Province (Grant no. 2009JQ1002), and Youth for NPU Teachers Scientific and Technological Innovation Foundation.

## References

- [1] M. C. Mackey and L. Glass, "Oscillation and chaos in physiological control systems," *Science*, vol. 197, no. 4300, pp. 287–289, 1977.
- [2] K. Ikeda and K. Matsumoto, "High-dimensional chaotic behavior in systems with time-delayed feedback," *Physica D*, vol. 29, no. 1-2, pp. 223–235, 1987.
- [3] L. P. Shayer and S. A. Campbell, "Stability, bifurcation, and multistability in a system of two coupled neurons with multiple time delays," *SIAM Journal on Applied Mathematics*, vol. 61, no. 2, pp. 673–700, 2000.
- [4] X. Liao and G. Chen, "Local stability, Hopf and resonant codimension-two bifurcation in a harmonic oscillator with two time delays," *International Journal of Bifurcation and Chaos in Applied Sciences and Engineering*, vol. 11, no. 8, pp. 2105–2121, 2001.

- [5] J. Xu and P. Yu, "Delay-induced bifurcations in a nonautonomous system with delayed velocity feedbacks," *International Journal of Bifurcation and Chaos in Applied Sciences and Engineering*, vol. 14, no. 8, pp. 2777–2798, 2004.
- [6] D. V. Ramana Reddy, A. Sen, and G. L. Johnston, "Time delay effects on coupled limit cycle oscillators at Hopf bifurcation," *Physica D*, vol. 129, no. 1-2, pp. 15–34, 1999.
- [7] Z. Sun, W. Xu, X. Yang, and T. Fang, "Inducing or suppressing chaos in a double-well Duffing oscillator by time delay feedback," *Chaos, Solitons and Fractals*, vol. 27, no. 3, pp. 705–714, 2006.
- [8] J. D. Farmer, "Chaotic attractors of an infinite-dimensional dynamical system," *Physica D*, vol. 4, no. 3, pp. 366–393, 1982.
- [9] P. Grassberger and I. Procaccia, "Measuring the strangeness of strange attractors," *Physica D*, vol. 9, no. 1-2, pp. 189–208, 1983.
- [10] H. U. Voss, "Anticipating chaotic synchronization," *Physical Review E*, vol. 61, no. 5, pp. 5115–5119, 2000.
- [11] H. U. Voss, "Dynamic long-term anticipation of chaotic states," *Physical Review Letters*, vol. 87, no. 1, Article ID 014102, 4 pages, 2001.
- [12] C. Masoller and D. H. Zanette, "Anticipated synchronization in coupled chaotic maps with delays," *Physica A*, vol. 300, no. 3-4, pp. 359–366, 2001.
- [13] S. Sivaprakasam, E. M. Shahverdiev, P. S. Spencer, and K. A. Shore, "Experimental demonstration of anticipating synchronization in chaotic semiconductor lasers with optical feedback," *Physical Review Letters*, vol. 87, no. 15, Article ID 154101, 3 pages, 2001.
- [14] H. U. Voss, "Real-time anticipation of chaotic states of an electronic circuit," *International Journal of Bifurcation and Chaos in Applied Sciences and Engineering*, vol. 12, no. 7, pp. 1619–1625, 2002.
- [15] T. Heil, I. Fischer, W. Elsässer, J. Mulet, and C. R. Mirasso, "Chaos synchronization and spontaneous symmetry-breaking in symmetrically delay-coupled semiconductor lasers," *Physical Review Letters*, vol. 86, no. 5, pp. 795–798, 2001.
- [16] E. M. Shahverdiev and K. A. Shore, "Generalized synchronization in time-delayed systems," *Physical Review E*, vol. 71, no. 1, Article ID 016201, 6 pages, 2005.
- [17] J. Y. Chen, K. W. Wong, and J. W. Shuai, "Phase synchronization in coupled chaotic oscillators with time delay," *Physical Review E*, vol. 66, no. 5, Article ID 056203, 7 pages, 2002.
- [18] M. J. Bünner and W. Just, "Synchronization of time-delay systems," *Physical Review E*, vol. 58, no. 4, pp. R4072–R4075, 1998.
- [19] E. M. Shahverdiev, R. A. Nuriev, R. H. Hashimov, and K. A. Shore, "Chaos synchronization between the Mackey-Glass systems with multiple time delays," *Chaos, Solitons and Fractals*, vol. 29, no. 4, pp. 854–861, 2006.
- [20] G.-P. Jiang, W. X. Zheng, and G. Chen, "Global chaos synchronization with channel time-delay," *Chaos, Solitons and Fractals*, vol. 20, no. 2, pp. 267–275, 2004.
- [21] E. M. Shahverdiev, R. A. Nuriev, R. H. Hashimov, and K. A. Shore, "Parameter mismatches, variable delay times and synchronization in time-delayed systems," *Chaos, Solitons and Fractals*, vol. 25, no. 2, pp. 325–331, 2005.
- [22] C. P. Li, W. G. Sun, and J. Kurths, "Synchronization of complex dynamical networks with time delays," *Physica A*, vol. 361, no. 1, pp. 24–34, 2006.
- [23] W. Lu, T. Chen, and G. Chen, "Synchronization analysis of linearly coupled systems described by differential equations with a coupling delay," *Physica D*, vol. 221, no. 2, pp. 118–134, 2006.
- [24] H. J. Gao, J. Lam, and G. Chen, "New criteria for synchronization stability of general complex dynamical networks with coupling delays," *Physics Letters A*, vol. 360, no. 2, pp. 263–273, 2006.
- [25] Z. Li, G. Feng, and D. Hill, "Controlling complex dynamical networks with coupling delays to a desired orbit," *Physics Letters A*, vol. 359, no. 1, pp. 42–46, 2006.
- [26] J.-J. Yan, J.-S. Lin, M.-L. Hung, and T.-L. Liao, "On the synchronization of neural networks containing time-varying delays and sector nonlinearity," *Physics Letters A*, vol. 361, no. 1-2, pp. 70–77, 2007.
- [27] J. Cao and J. Lu, "Adaptive synchronization of neural networks with or without time-varying delay," *Chaos*, vol. 16, no. 1, Article ID 013133, 6 pages, 2006.
- [28] D. Huang and R. Guo, "Identifying parameter by identical synchronization between different systems," *Chaos*, vol. 14, no. 1, pp. 152–159, 2004.
- [29] D. Huang, "Synchronization-based estimation of all parameters of chaotic systems from time series," *Physical Review E*, vol. 69, no. 6, Article ID 067201, 4 pages, 2004.
- [30] H. B. Fotsin and J. Daafouz, "Adaptive synchronization of uncertain chaotic colpitts oscillators based on parameter identification," *Physics Letters A*, vol. 339, no. 3–5, pp. 304–315, 2005.

- [31] O. Pashaev and G. Tanoglu, "Vector shock soliton and the Hirota bilinear method," *Chaos, Solitons and Fractals*, vol. 26, no. 1, pp. 95–105, 2005.
- [32] Y. Orlov, L. Belkoura, J. P. Richard, and M. Dambrine, "Identifiability analysis of linear time-delay systems," in *Proceedings of the 40th IEEE Conference on Decision and Control*, vol. 5, pp. 4776–4781, Orlando, Fla, USA, December 2001.
- [33] S. M. Verduyn Lunel, "Identification problems in functional differential equations," in *Proceedings of the 36th IEEE Conference on Decision and Control*, vol. 5, pp. 4409–4413, San Diego, Calif, USA, December 1997.
- [34] Y. Orlov, L. Belkoura, J. P. Richard, and M. Dambrine, "On identifiability of linear time-delay systems," *IEEE Transactions on Automatic Control*, vol. 47, no. 8, pp. 1319–1324, 2002.
- [35] G. Ferretti, C. Maffezzoni, and R. Scattolini, "On the identifiability of the time delay with least-squares methods," *Automatica*, vol. 32, no. 3, pp. 449–453, 1996.
- [36] Y. Orlov, L. Belkoura, J. P. Richard, and M. Dambrine, "On-line parameter identification of linear time-delay systems," in *Proceedings of the 41st IEEE Conference on Decision and Control*, vol. 1, pp. 630–635, Las Vegas, Nev, USA, December 2002.
- [37] J. Zhang, X. Xia, and C. H. Moog, "Parameter identifiability of nonlinear systems with time-delay," *IEEE Transactions on Automatic Control*, vol. 51, no. 2, pp. 371–375, 2006.
- [38] K. A. Murphy, "Estimation of time- and state-dependent delays and other parameters in functional-differential equations," *SIAM Journal on Applied Mathematics*, vol. 50, no. 4, pp. 972–1000, 1990.
- [39] J. K. Hale and S. M. Verduyn Lunel, *Introduction to Functional-Differential Equations*, vol. 99 of *Applied Mathematical Sciences*, Springer, New York, NY, USA, 1993.
- [40] K. Ikeda, "Multiple-valued stationary state and its instability of the transmitted light by a ring cavity system," *Optics Communications*, vol. 30, no. 2, pp. 257–261, 1979.
- [41] B. Kosko, "Bidirectional associative memories," *IEEE Transactions on Systems, Man, and Cybernetics*, vol. 18, no. 1, pp. 49–60, 1988.
- [42] L. O. Chua and L. Yang, "Cellular neural networks: theory," *IEEE Transactions on Circuits and Systems*, vol. 35, no. 10, pp. 1257–1272, 1988.
- [43] D. Ghosh, A. R. Chowdhury, and P. Saha, "Multiple delay Rössler system—Bifurcation and chaos control," *Chaos, Solitons and Fractals*, vol. 35, no. 3, pp. 472–485, 2008.
- [44] F. Zheng, Q.-G. Wang, and T. H. Lee, "Adaptive robust control of uncertain time delay systems," *Automatica*, vol. 41, no. 8, pp. 1375–1383, 2005.